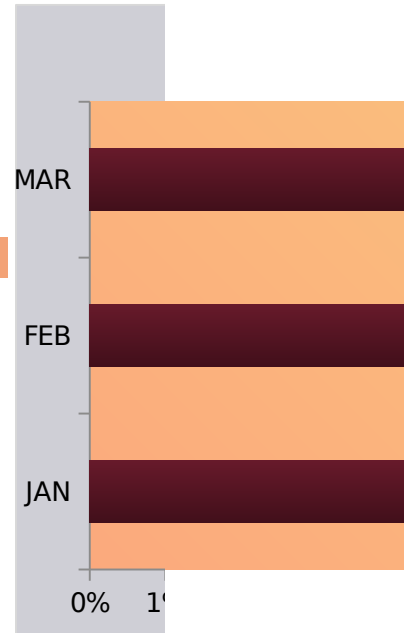


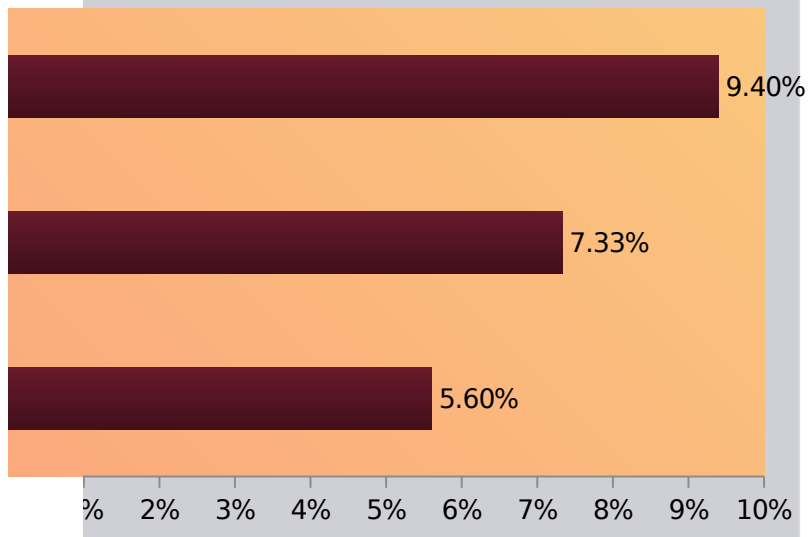


Downtown Internet Café First Quarter Forecast

	JAN	FEB	MAR	TOTAL	AVG
Sales					
Espresso	\$13,300	\$ 13,600	\$ 14,200	\$ 41,100	\$13,700
Drip Coffee	\$ 5,800	\$ 6,000	\$ 6,200	\$ 18,000	\$ 6,000
Food/Beverages	\$ 3,600	\$ 3,800	\$ 3,800	\$ 11,200	\$ 3,733
Merchandise	\$ 1,000	\$ 1,100	\$ 1,100	\$ 3,200	\$ 1,067
Computer	\$ 400	\$ 400	\$ 400	\$ 1,200	\$ 400
Total Sales	\$24,100	\$ 24,900	\$ 25,700	\$ 74,700	\$24,900
Expenses					
Cost of Goods	\$ 7,225	\$ 7,480	\$ 7,690	\$ 15,875	\$ 7,465
Cost of Merchandis	\$ 700	\$ 770	\$ 770	\$ 5,100	\$ 747
Payroll	\$ 9,000	\$ 9,000	\$ 9,000	\$ 27,000	\$ 9,000
Internet	\$ 325	\$ 325	\$ 325	\$ 975	\$ 325
Building	\$ 2,100	\$ 2,100	\$ 2,100	\$ 6,300	\$ 2,100
Advertising	\$ 600	\$ 600	\$ 600	\$ 1,800	\$ 600
Capital Assets	\$ 1,500	\$ 1,500	\$ 1,500	\$ 4,500	\$ 1,500
Miscellaneous	\$ 1,300	\$ 1,300	\$ 1,300	\$ 3,900	\$ 1,300
Total Exp	\$22,750	\$ 23,075	\$ 23,285	\$ 65,450	\$23,037
Income					
Net Income	\$ 1,350	\$ 1,825	\$ 2,415	\$ 9,250	\$ 1,863
Profit Margin	5.60%	7.33%	9.40%	12.38%	7.48%
Income Year-To-Date				\$	9,250



First Quarter Profit Margin

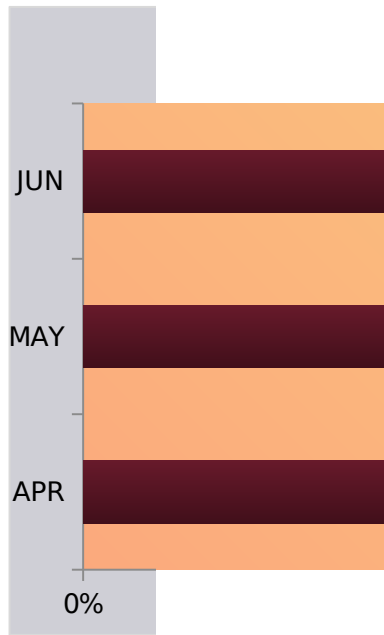




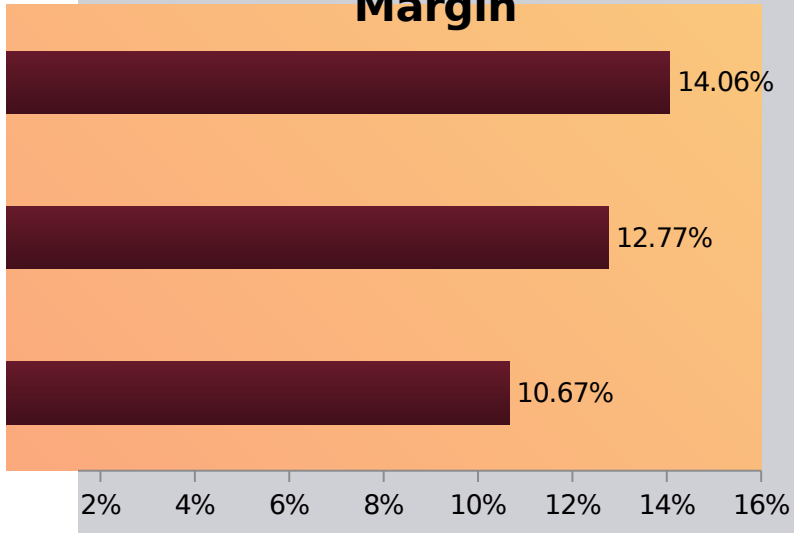
Downtown Internet Café Second Quarter Forecast

	APR	MAY	JUN	TOTAL	AVG
Sale					
Espresso	\$ 14,400	\$ 15,200	\$ 15,500	\$ 45,100	\$15,033
Drip Coffee	\$ 6,200	\$ 6,200	\$ 6,200	\$ 18,600	\$ 6,200
Food/Beverages	\$ 3,600	\$ 3,800	\$ 3,800	\$ 11,200	\$ 3,733
Merchandise	\$ 1,500	\$ 1,500	\$ 1,500	\$ 4,500	\$ 1,500
Computer	\$ 600	\$ 600	\$ 800	\$ 2,000	\$ 667
Total Sales	\$ 26,300	\$ 27,300	\$ 27,800	\$ 81,400	\$27,133
Expenses					
Cost of Goods	\$ 7,620	\$ 7,940	\$ 8,015	\$ 16,875	\$ 7,858
Cost of Merchandis	\$ 1,050	\$ 1,050	\$ 1,050	\$ 5,650	\$ 1,050
Payroll	\$ 9,000	\$ 9,000	\$ 9,000	\$ 27,000	\$ 9,000
Internet	\$ 325	\$ 325	\$ 325	\$ 975	\$ 325
Building	\$ 2,100	\$ 2,100	\$ 2,100	\$ 6,300	\$ 2,100
Advertising	\$ 600	\$ 600	\$ 600	\$ 1,800	\$ 600
Capital Assets	\$ 1,500	\$ 1,500	\$ 1,500	\$ 4,500	\$ 1,500
Miscellaneous	\$ 1,300	\$ 1,300	\$ 1,300	\$ 3,900	\$ 1,300
Total Exp	\$ 23,495	\$ 23,815	\$ 23,890	\$ 67,000	\$23,733
Income					
Net Income	\$ 2,805	\$ 3,485	\$ 3,910	\$ 14,400	\$ 3,400
Profit Margin	10.67%	12.77%	14.06%	17.69%	12.53%

Income Year-To-Date \$ 23,650



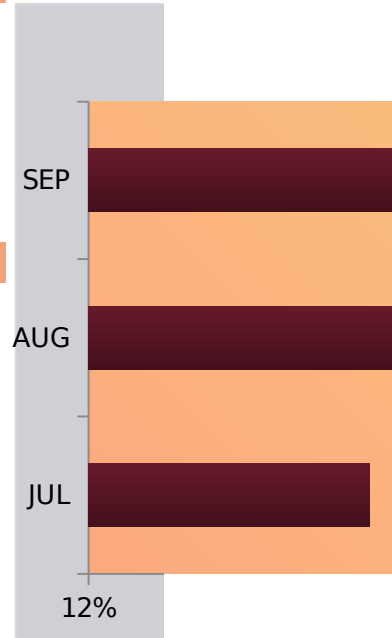
Second Quarter Profit Margin



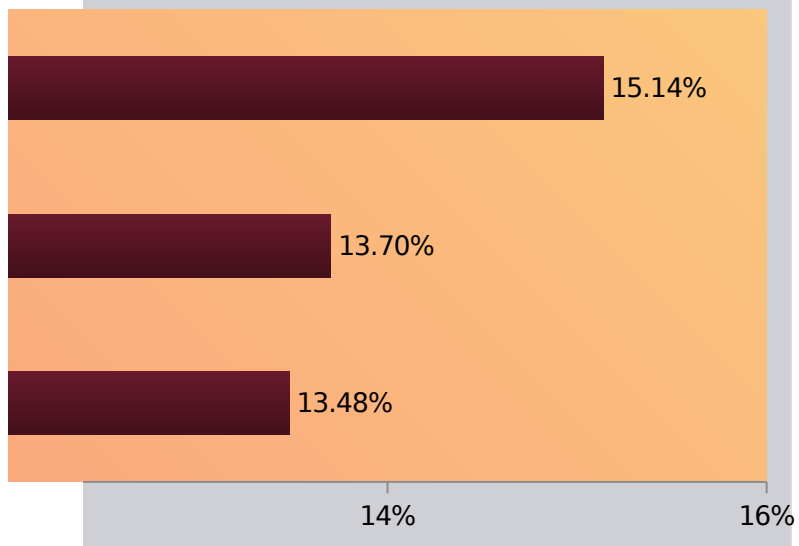


Downtown Internet Café Third Quarter Forecast

	JUL	AUG	SEP	TOTAL	AVG
Sale					
Espresso	\$ 15,200	\$ 15,300	\$ 15,800	\$ 46,300	\$15,433
Drip Coffee	\$ 6,000	\$ 6,000	\$ 6,500	\$ 18,500	\$ 6,167
Food/Beverages	\$ 4,000	\$ 4,000	\$ 4,000	\$ 12,000	\$ 4,000
Merchandise	\$ 2,000	\$ 2,000	\$ 2,000	\$ 6,000	\$ 2,000
Computer	\$ 800	\$ 800	\$ 600	\$ 2,200	\$ 733
Total Sales	\$ 28,000	\$ 28,100	\$ 28,900	\$ 85,000	\$28,333
Expenses					
Cost of Goods	\$ 8,000	\$ 8,025	\$ 8,300	\$ 17,575	\$ 8,108
Cost of Merchandis	\$ 1,400	\$ 1,400	\$ 1,400	\$ 5,725	\$ 1,400
Payroll	\$ 9,000	\$ 9,000	\$ 9,000	\$ 27,000	\$ 9,000
Internet	\$ 325	\$ 325	\$ 325	\$ 975	\$ 325
Building	\$ 2,100	\$ 2,100	\$ 2,100	\$ 6,300	\$ 2,100
Advertising	\$ 600	\$ 600	\$ 600	\$ 1,800	\$ 600
Capital Assets	\$ 1,500	\$ 1,500	\$ 1,500	\$ 4,500	\$ 1,500
Miscellaneous	\$ 1,300	\$ 1,300	\$ 1,300	\$ 3,900	\$ 1,300
Total Exp	\$ 24,225	\$ 24,250	\$ 24,525	\$ 67,775	\$24,333
Income					
Net Income	\$ 3,775	\$ 3,850	\$ 4,375	\$ 17,225	\$ 4,000
Profit Margin	13.48%	13.70%	15.14%	20.26%	14.12%
Income Year-To-Date				\$ 40,875	



Third Quarter Profit Margin

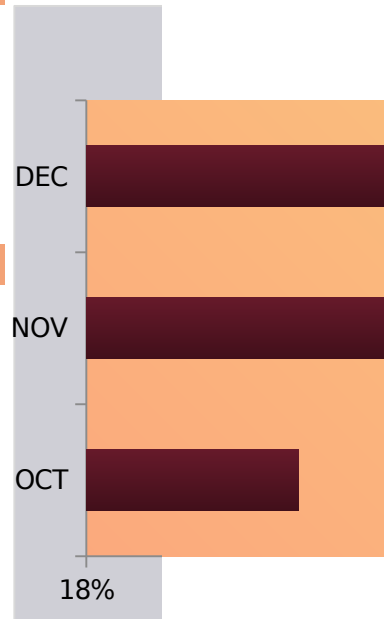




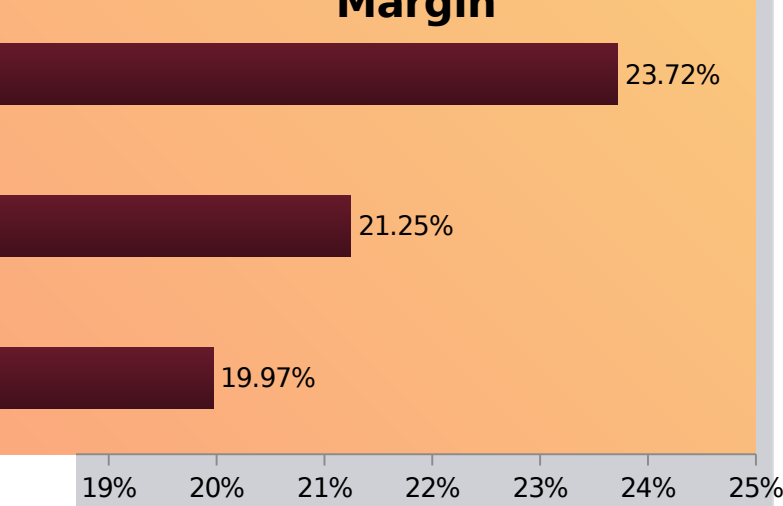
Downtown Internet Café Fourth Quarter Forecast

	OCT	NOV	DEC	TOTAL	AVG
Sales					
Espresso	\$ 17,900	\$ 18,500	\$ 19,900	\$ 56,300	\$18,767
Drip Coffee	\$ 6,900	\$ 6,900	\$ 6,900	\$ 20,700	\$ 6,900
Food/Beverages	\$ 4,200	\$ 4,400	\$ 4,600	\$ 13,200	\$ 4,400
Merchandise	\$ 2,000	\$ 2,500	\$ 3,500	\$ 8,000	\$ 2,667
Computer	\$ 600	\$ 600	\$ 600	\$ 1,800	\$ 600
Total Sales	\$ 31,600	\$ 32,900	\$ 35,500	\$100,000	\$33,333
Expenses					
Cost of Goods	\$ 9,065	\$ 9,335	\$ 9,805	\$ 20,675	\$ 9,402
Cost of Merchandis	\$ 1,400	\$ 1,750	\$ 2,450	\$ 6,075	\$ 1,867
Payroll	\$ 9,000	\$ 9,000	\$ 9,000	\$ 27,000	\$ 9,000
Internet	\$ 325	\$ 325	\$ 325	\$ 975	\$ 325
Building	\$ 2,100	\$ 2,100	\$ 2,100	\$ 6,300	\$ 2,100
Advertising	\$ 600	\$ 600	\$ 600	\$ 1,800	\$ 600
Capital Assets	\$ 1,500	\$ 1,500	\$ 1,500	\$ 4,500	\$ 1,500
Miscellaneous	\$ 1,300	\$ 1,300	\$ 1,300	\$ 3,900	\$ 1,300
Total Exp	\$ 25,290	\$ 25,910	\$ 27,080	\$ 71,225	\$26,093
Income					
Net Income	\$ 6,310	\$ 6,990	\$ 8,420	\$ 28,775	\$ 7,240
Profit Margin	19.97%	21.25%	23.72%	28.78%	21.72%

Income Year-To-Date \$ **69,650**



Fourth Quarter Profit Margin



	First Quarter Sales Proportion	Second Quarter Sales Proportion
Sales		
Espresso	55.02%	55.41%
Drip Coffee	24.10%	22.85%
Food/Beverages	14.99%	13.76%
Merchandise	4.28%	5.53%
Computer	1.61%	2.46%



Downtown In Annual P

	JAN	FEB	MAR	APR	MAY
Sales					
Espresso	\$13,300	\$13,600	\$14,200	\$14,400	\$15,200
Drip Coffee	\$5,800	\$6,000	\$6,200	\$6,200	\$6,200
Food/Beverages	\$3,600	\$3,800	\$3,800	\$3,600	\$3,800
Merchandise	\$1,000	\$1,100	\$1,100	\$1,500	\$1,500
Computer	\$400	\$400	\$400	\$600	\$600
Total Sales	\$24,100	\$24,900	\$25,700	\$26,300	\$27,300
Expenses					
Cost of Goods	\$7,225	\$7,480	\$7,690	\$7,620	\$7,940
Cost of Merchandis	\$700	\$770	\$770	\$1,050	\$1,050
Payroll	\$9,000	\$9,000	\$9,000	\$9,000	\$9,000
Internet	\$325	\$325	\$325	\$325	\$325
Building	\$2,100	\$2,100	\$2,100	\$2,100	\$2,100
Advertising	\$600	\$600	\$600	\$600	\$600
Capital Assets	\$1,500	\$1,500	\$1,500	\$1,500	\$1,500
Miscellaneous	\$1,300	\$1,300	\$1,300	\$1,300	\$1,300
Total Exp	\$22,750	\$23,075	\$23,285	\$23,495	\$23,815
Income					
Net Income	\$1,350	\$1,825	\$2,415	\$2,805	\$3,485
Profit Margin	5.60%	7.33%	9.40%	10.67%	12.77%
Quarter Profit Margin			12.38%		
Income Year-To-Date			\$ 9,250		

Internet Café Forecast

JUN	JUL	AUG	SEP	OCT	NOV	DEC	ANNUAL
\$15,500	\$15,200	\$15,300	\$15,800	\$17,900	\$18,500	\$19,900	\$188,800
\$6,200	\$6,000	\$6,000	\$6,500	\$6,900	\$6,900	\$6,900	\$75,800
\$3,800	\$4,000	\$4,000	\$4,000	\$4,200	\$4,400	\$4,600	\$47,600
\$1,500	\$2,000	\$2,000	\$2,000	\$2,000	\$2,500	\$3,500	\$21,700
\$800	\$800	\$800	\$600	\$600	\$600	\$600	\$7,200
\$27,800	\$28,000	\$28,100	\$28,900	\$31,600	\$32,900	\$35,500	###
\$8,015	\$8,000	\$8,025	\$8,300	\$9,065	\$9,335	\$9,805	\$98,500
\$1,050	\$1,400	\$1,400	\$1,400	\$1,400	\$1,750	\$2,450	\$15,190
\$9,000	\$9,000	\$9,000	\$9,000	\$9,000	\$9,000	\$9,000	\$108,000
\$325	\$325	\$325	\$325	\$325	\$325	\$325	\$3,900
\$2,100	\$2,100	\$2,100	\$2,100	\$2,100	\$2,100	\$2,100	\$25,200
\$600	\$600	\$600	\$600	\$600	\$600	\$600	\$7,200
\$1,500	\$1,500	\$1,500	\$1,500	\$1,500	\$1,500	\$1,500	\$18,000
\$1,300	\$1,300	\$1,300	\$1,300	\$1,300	\$1,300	\$1,300	\$15,600
\$23,890	\$24,225	\$24,250	\$24,525	\$25,290	\$25,910	\$27,080	###
\$3,910	\$3,775	\$3,850	\$4,375	\$6,310	\$6,990	\$8,420	\$49,510
14.06%	13.48%	13.70%	15.14%	19.97%	21.25%	23.72%	14.51%
17.69%			20.26%			28.78%	
\$ 23,650			###			###	